

High Precision Chuck



- ◆ 搭配高精度 W25 筒夾
Adopt Schaublin w25 collet

GAL 筒夾式氣壓夾頭

GAL-W25

Collet Chuck - 「for low speed」

兼具迴轉缸與夾頭功能，體積小、重量輕便於設計與安裝。
一體式本體夾持精度可達0.01mm內，高剛性減少震刀與精度上的影響，是檢測設備、刀具研磨的最佳選擇。


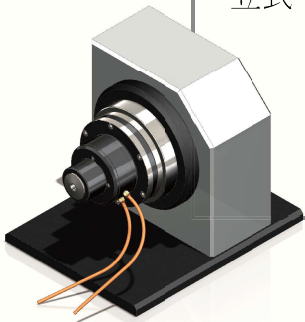

- ◆ Feature: compact size, light weight and high rigidity.
- ◆ Integrate two functions of rotary cylinder and chuck.
- ◆ It's easy to design and assemble.
- ◆ The clamping accuracy is within 0.01mm.
- ◆ Best choice for equipment detection & tool grinding.

應用範例：

立式、臥式、四、五軸、研磨機、檢測設備、專用機等。

Application:

Vertical lathe, horizontal lathe, multi-axis , grinding machine, equipment detection, special purpose machine..., etc.



【研磨刀具示意圖/Diagram】

型號 Model	GAL-W25
A	Φ56
B	Φ19(最大通孔)
C	26
D	128
E	Φ127
F	Φ102
G	5
H	PCDΦ113
筒夾 Collet Type	W25
安裝螺絲 Screw	6H-M6x115
最高轉速 Max. RPM	1000rpm
最大氣壓 Max. Air Pressure	10kg/cm ²
夾持力 Clamping Force	1200kgf@7kg/cm ²

